


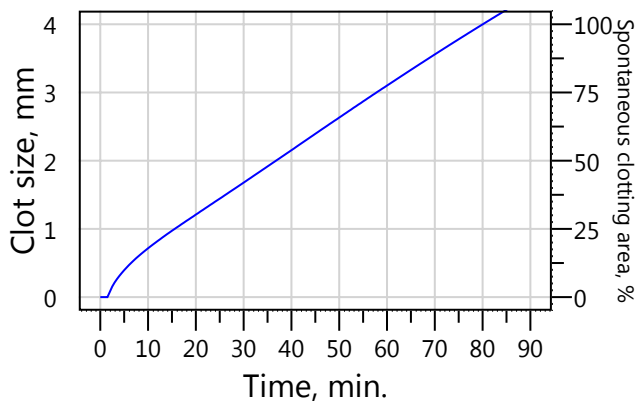
Thrombodynamics Analyser

Thrombodynamics 4D assay


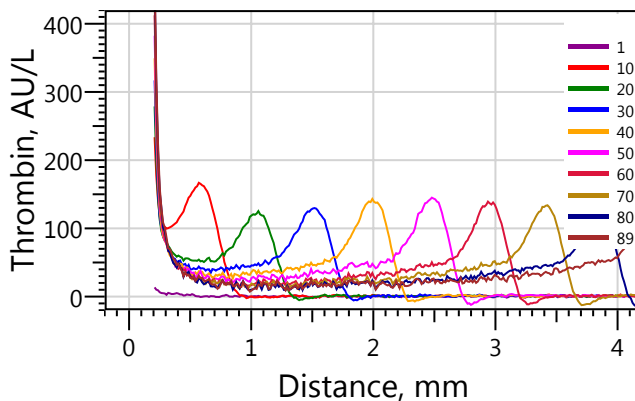
Patient:		08.10.2015 13:23
Age: , History N:		
Measurement title:	Example_dabigatran_1	
Plasma type:	Fresh PFP	
Sample code:	Example_dabigatran_1	
Physician:		
Medical Institution/Department:		
Diagnosis:		
Prescribed medications:		



Fibrin dynamics parameters	Unit	Parameter	Value	Norm.
Rate of clot growth	um/min	V	46,9	
Lag time	min	Tlag	1,8	
Initial rate of clot growth	um/min	Vi	75,7	
Stationary rate of clot growth	um/min	Vst	46,9	
Clot size at 30 min	um	CS	1678	
Clot density	a.u.	D	48684	
Spontaneous clotting	min	Tsp		



Thrombin dynamics parameters	Unit	Parameter	Value	Norm.
Stationary amplitude of thrombin peak	AU/L	Ast	115,5	
Rate of thrombin peak propagation	um/min	Vt	47,4	



Tech info:
Comment:

ATTENTION: Research use only. The result are not be used for traetment pr diagnostic purposes.

Operator: , report created 07.07.2017 22:17

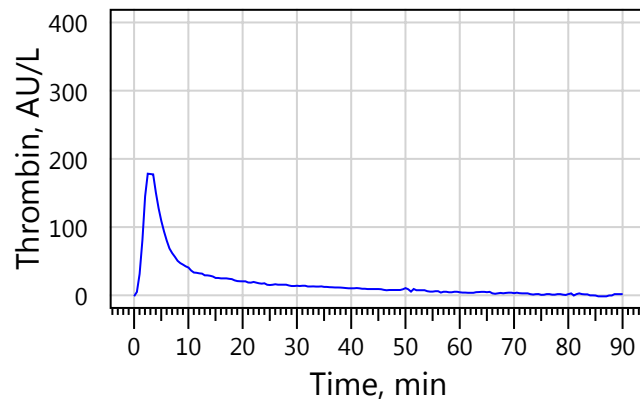
S/N: 210056

Thrombodynamics Analyser

Thrombodynamics 4D assay

Patient: Age: , History N:	08.10.2015 13:23
Measurement title: Example_dabigatran_1 Plasma type: Fresh PFP Sample code: Example_dabigatran_1 Physician: Medical Institution/Department: Diagnosis: Prescribed medications:	kit PLS

Activator thrombin generation (ATG) parameters	Unit	Parameter	Value	Norm.
Activator thrombin potential	AU*min/L	ETP_ATG	1648,6	
ATG Maximum thrombin concentration	AU/L	Cmax_ATG	177,8	
ATG Lag time	min	Lag_ATG	0,8	
ATG Time to peak	min	Tmax_ATG	3,0	



Tech info:
Comment:

ATTENTION: Research use only. The result are not be used for traetment pr diagnostic purposes.

Operator: , report created 07.07.2017 22:17

S/N: 210056

